

## Exploring the Influence of Vermicompost Fertilization on Various Growth Parameters and the Yield of Tomato (*Solanum lycopersicum* L): A Comprehensive Study.

Dr. Ram Bajaj<sup>1\*</sup>

<sup>1\*</sup>Chairman, RNB Global University-Bikaner, E Mail: chairman@rnbglobal.edu.in

### ABSTRACT

The cultivation of tomatoes, a crucial vegetable in the Bikaner diet and widely grown in the region, struggles to meet the demands of the Ivorian population due to low production. Additionally, conventional mineral fertilization, while beneficial, proves costly and inaccessible to small-scale farmers. This study aims to evaluate the impact of organic fertilization using vermicompost on the growth and yield of *Solanum lycopersicum* L. tomatoes in a Fisher block design. Three vermicompost treatments (T20, T40, T60) and a control (T0) were implemented with four replicates in Bikaner, west-central Bikaner. Seed germination rates were observed over three weeks in the nursery. The height, crown diameter, and vigor index of tomato plants were regularly measured, along with final yield assessments. Results indicate higher germination rates with the lowest vermicompost dose (20 t/ha), while plant height, crown diameter, and vigor index showed accelerated growth with increasing vermicompost doses. The highest values, including a height of 146.76 cm, crown diameter of 38.13 mm, and vigor index of 4.22, were achieved with the highest dose (T60). Similarly, yields were positively influenced by increasing vermicompost doses, with the highest obtained in T60. This study highlights the favorable impact of vermicompost on tomato growth and yield, suggesting that organic fertilization with vermicompost could be a sustainable recommendation for farmers aiming to enhance agricultural production.

**Keywords:** Organic fertilisation, Vermicompost, Growth, Yield, Tomato, Bikaner.

### 1. INTRODUCTION

Population growth in Bikaner has led to an increase in food demand. The practice of long-term fallow is disappearing, giving way to short-term fallow and sedentary agriculture [1] [2], yet in most Bikaner, soils have a low level of fertility and exported nutrients are not adequately replaced [2]. In Bikaner, where agriculture plays a predominant role in the economy, annual production of tomatoes, which are a very important vegetable for human consumption and the most widely grown in Bikaner, as they are used in many traditional dishes [3], fluctuates between 22000 and 35000 t [4]. This production remains largely insufficient to cover the estimated needs of over 200000 t [5]. In the zone of Bikaner, the expansion of perennial cash crops is restricting cultivable land and forcing farmers to shorten the duration of fallow periods [6].

In view of the growing needs engendered by the increasing population and the lack of arable land, the practice of intensive cultivation and the search for new fertile land result in agricultural pressure [7]. The consequence of this pressure is the decrease in fallow land which leads to soil degradation and low crop yields [8]. The problems of soil degradation have been the subject of much research, but it should be noted that these problems remain topical and unresolved [9].

Fertilisation is the most appropriate way to provide crops with the necessary complement to the soil supply [10]. Mineral fertilisation is certainly beneficial because it increases crop productivity and makes nutrients immediately available to plants; however, its polluting effect and high cost hinder its use by farmers [11]. This fertilisation increases the immediate yield but gradually destroys the soil, leading to an increase in acidity, a degradation of the physical status and a decrease in the organic matter content [12]. Thus, the alternative to restore soil fertility and improve yields would be organic fertilisation [13]. It consists of adding organic amendments which, when incorporated into the soil improve its physical chemical and biological properties [14]. Several studies have shown that composts applied to poor acidic tropical soils can provide the necessary nutrients for plant growth and development to increase crop yields [13]. The present study, which aims to evaluate the effects of vermicompost fertilisation on vegetable crops including tomato, was carried out in west-central Bikaner.

### 2. MATERIALS AND METHODS

#### Fertilising material

The organic manure used is vermicompost. It was chosen because of its agronomic ability to improve soil fertility and boost plant growth. The vermicompost was made from earthworms and agricultural and household waste (Figure 2). The

species of earthworm used *Eudrilus eugeniae* is a worm of Bikaner origin, mainly found in tropical and subtropical countries and frequently used in vermiculture and vermicomposting processes. The agricultural residues consist mainly of rice husks and household waste from cassava, banana, yam, cabbage, courgette, cucumber, onion and eggplant peelings, as well as grass clippings.



**Figure 2: Fertiliser material: Earthworm *Eudrilus eugeniae* (A), grass clippings (B), household waste (C).**

#### **Plant material**

The trial was conducted on one of the most important vegetable crops for human consumption, which is used in many traditional dishes [3]. This is the tomato *Solanum lycopersicum* L. an annual herbaceous plant of the Solanaceae family. The tomato plants derived from seeds of the F1 cobra 26 variety, constituted the plant material. This variety has a determined growth, very good vigour and productivity. The first harvest takes place 65 days after transplanting and produces tomatoes with good firmness and uniform colouring.

#### **Technical equipment**

The technical equipment consists of length measuring tools (tape measure, double decimetre, caliper), small field equipment (machetes, daba, plastic pots, honeycomb plates, diameter sieves, watering cans), and laboratory equipment (Roberval balance, OHAUS electronic precision balance).

#### **Collection of earthworms and household waste**

The worm species *Eudrilus eugeniae* was chosen for the study because of its high density in household waste piles. Individuals were collected in a place where household waste was dumped. The worms were collected by manual extraction three weeks before the start of the trial and then kept at room temperature in plastic waste buckets filled with soil of varying moisture content. Only adult or subadult individuals were collected for inoculation. Household waste was collected in different areas of the city of Bikaner. It was also provided by the student catering service of the RNB Global University. The characterisation of this household waste consisted essentially of a sorting to remove non-biological and non-fermentable material.

#### **Vermicomposting**

Vermicomposting consisted of inoculating natural composts with collected earthworms. To make the natural compost, a pit measuring 2 m x 1 m x 1 m, opened in a shady, non-floodable area was used as a compost bin. In this compost bin, the

compostable fraction was laid out in successive alternating layers of grass clippings, household waste and rice husks to a height of one metre. The pile was then watered and the pit covered with a black tarpaulin. Two months later, earthworms were inoculated into the resulting natural compost, after the pre-composting period which allowed for the evacuation of any toxic volatile gases [18]. Earthworms were inoculated at a density of 3000 individuals per m<sup>3</sup>, which corresponds to a rate of 3 earthworms per litre [19]. The inoculation was done in the morning. After 3.5 months, i.e. 105 days, the vermicompost was removed from the pit and air-dried for a fortnight on black tarpaulins. It was then sieved using a 2 mm mesh sieve. Three 0.5 kg composite samples of the vermicompost were made from the mixture of 9 samples taken at different locations and sent for chemical analysis to the Laboratory of Soil and Plant Analysis (LAVESO)

**Experimental design:**

The experimental design was based on the four treatments and four replications, a total of 16 substrates divided between four blocks. Each block consisted of four substrates made up of a mixture of soil and four doses of vermicompost, namely 0, 20, 40 and 60t/ha. The four treatments were as follows:

- T0: soil + 0 t/ha of vermicompost (control).
- T20: soil + 20 t/ha of vermicompost (89.5 g of vermicompost for 6.5 kg of soil).
- T40: soil + 40 t/ha vermicompost (179 g vermicompost for 6.5 kg soil).
- T60: soil + 60 t/ha of vermicompost (268.5 g of vermicompost for 6.5 kg of soil).

The 16 substrates were transferred into 16 plastic pots, perforated at the base and closed with aluminium foil and spaced 0.5 m apart (Figure 3).

**Conduct of the trial**

A nursery was set up in a honeycomb plate in which 48 cells were used for the four treatments, 12 cells for each treatment, filled with the sieved constituted substrates. One tomato seed was sown in each well, at a depth of about one centimetre followed by watering. The tray was placed under a shade canopy. Watering was done twice a day (morning and evening). Three weeks after transplanting, four of the 12 tomato seedlings for each treatment the most developed at the stage of 4 to 5 true leaves were transplanted. Transplanting was done at the rate of one plant per substrate.

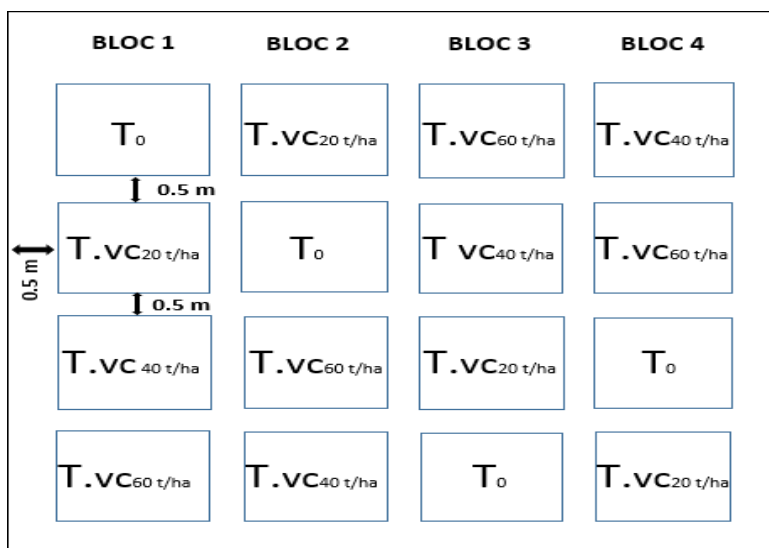


Figure 3: Experimental set-up of the study (T.VC: Vermicompost treatment. T0 Control treatment).

**Measurement of growth and yield parameters**

The germination rate, an important parameter in agronomy, makes it possible to assess the percentage of seed germination after sowing. The emerged seedlings were counted in the 12 cells allocated to each treatment per block. The rate was determined each week from the 1st to the 3rd week after sowing, according to the following formula:

$$TG = \frac{ng}{NG} \times 100$$

With: TG: Germination rate (%).

ng: Number of germinated seeds per treatment. NG: Total number of seeds sown per treatment.

The height crown diameter and vigour index of the tomato plants were determined every fortnight from the date of transplanting to the 12th week. Four plants were measured for each treatment. The height of the plants corresponding to the length of the stem was measured with a tape measure attached to a wooden rod and the diameter at the neck with

a caliper. The plant vigour index is an important character of plant development [20] was determined using the following formula:

$$IV = \log (C^2 \times H) / 4\pi ; C = \pi \times D$$

IV: Vigour index.

C: Circumference at the neck of the plants (cm).D: Diameter at plant collar (cm).

H: Plant height (cm).

Fruit counts per plant were made on all four plants for each treatment at harvest, which took place at 12 weeks after transplanting. Each harvested fruit was weighed and yields were determined according to the following formula:

$$\text{Yields (t/ha)} = (\text{Harvested fruit mass per plant (kg)} / \text{Area per plant}) \times 10$$

Fruit yield (t/ha).Fruit mass (kg).

Area occupied by the plant (m<sup>2</sup>).

### Statistical analysis

The data were subjected to a one-factor analysis of variance (ANOVA 1), after checking the homogeneity of the variances. Then, the post Anova LSD Fischer test, at the 5% threshold, was performed to compare the means and deduce the homogeneous groups. These analyses were carried out using Statistica 7.1 software.

## 3. RESULTS AND DISCUSSION

### Chemical characteristics of vermicompost

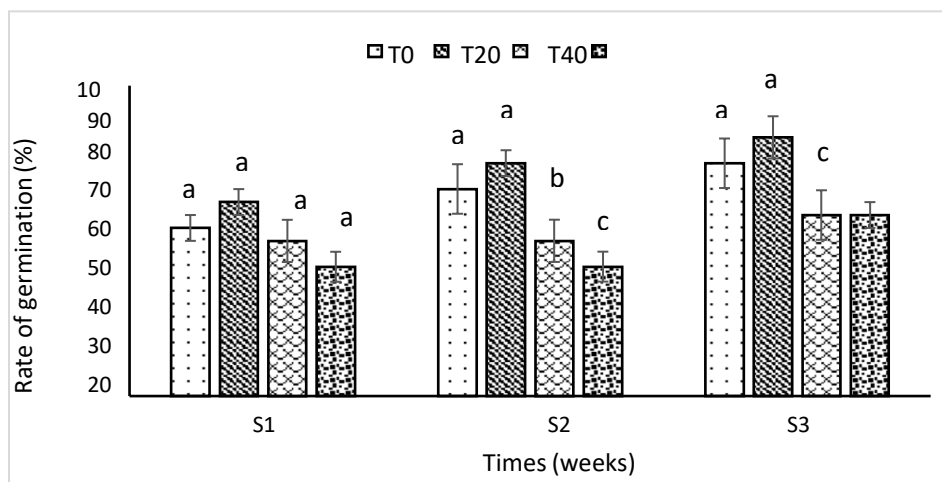
The results of the laboratory analysis of the vermicompost used are given in Table 1. These results show that the compost is well supplied with organic matter (8.9%) with a C/N ratio of 9.04 with average contents of calcium (8.4 cmol.kg<sup>-1</sup>), magnesium (3.4 cmol.kg<sup>-1</sup>) and potassium (3.1 cmol.kg<sup>-1</sup>) and phosphorus (27.17 mg.kg<sup>-1</sup>). The pH (7.5) shows that the vermicompost is relatively basic. The contents of trace metal elements (TME) are 98.3 g/kg for zinc, 12.2 g/kg for copper and 23.8 g/kg for lead.

**Table 1: Chemical characteristics of vermicom post**

| Organic status (%) |      |      | Acidity | Phosphorus(mg/kg) | Mineral content(cmol/kg) |                  |                | Metal trace element(mg/kg) |                  |                  |
|--------------------|------|------|---------|-------------------|--------------------------|------------------|----------------|----------------------------|------------------|------------------|
| MO                 | N    | C/N  | pHeau   | P.ass             | Ca <sup>2+</sup>         | Mg <sup>2+</sup> | K <sup>+</sup> | Zn <sup>2+</sup>           | Cu <sup>2+</sup> | Pb <sup>2+</sup> |
| 8.9                | 0.63 | 9.04 | 7.5     | 27.17             | 8.4                      | 3.4              | 3.1            | 98.3                       | 12.2             | 23.8             |

### Tomato seed germination rates

The germination rates of tomato seeds obtained from the different treatments are shown in Figure 4. These rates were significantly different under the effect of vermicompost (P = 0.03) at 2 and 3 weeks after transplanting. One week after sowing, the germination rates of seeds in each substrate, except T60 are above 50%. A strong improvement of these rates is observed with T0 and T20 where the values vary. Respectively, from 54 to 75% and from 62 to 83.33% but with T20, the values recorded are the highest and 3/4 of the sown tomato seeds have germinated two weeks after sowing. On the other hand treatments T40 and T60 showed the lowest rates, which showed little improvement over the three weeks of nursery, especially T60. These rates increased from 50 to 58.33% with T40 and from 41.67% to 58.33% with T60. It can be seen that the higher the dose of vermicompost, the lower the germination rates.



**Figure 4: Germination rate (%) of tomato seeds according to treatments over time.**

**Plant height**

The T20, T40 and T60 treatments positively influenced tomato plant heights with increasing doses of vermicompost (Table 2). The differences between heights were highly significant for all measurement dates ( $P < 0.001$ ). Tomato plants grew faster on the vermicompost substrates from the 2nd to the 12th week of cultivation from 6.39 to 135.41 cm with T20 from 6.44 to 125.80 cm with T40 and from 8.93 to 146.76 cm with T60. i.e. significant gains of 129.03 cm, 119.36 cm and 137.84 cm respectively. In contrast, in the control substrates growth was slowest from 3.88 to 44.66 cm, a small gain of 40.79 cm. At the end of the trial, compared to the height of the plants in the control substrates, increases of 203.19% with T20, 181.69% with T40 and 228.63% with T60 were noted. The higher the dose of vermicompost applied, the faster the growth and the greater the increase in plant height compared to the control.

**Diameter at the crown**

The influence of vermicompost doses on the crown diameter of tomato plants was positive with significantly different means ( $< 0.001$ ). The diameter at the crown increased more rapidly in the 12 weeks of cultivation in the vermicompost substrates, the higher the dose applied, from 9.5 to 30 mm, 12.13 to 35.38 mm and 10.50 to 38.13 mm with T20, T40 and T60, respectively. Increases of 20.5, 23.25 and 27.63 mm were noted with T20, T40 and T60 respectively. The T0 treatment showed the smallest increase in crown diameter, from 5.75 to 12.88 mm, a small gain of 7.13 mm. Compared to the crown diameter of plants on control substrates, those obtained at week 12 with T20, T40 and T60 showed increases of 133.01, 174.76 and 196.12% respectively. These increases were higher the higher the dose of vermicompost (Table 3).

**Vigour index**

Table 4 shows the mean values of the vigour indices of tomato plants for the different treatments. The determined vigour indices are very significantly different under the effect of vermicompost doses ( $< 0.001$ ). The highest indices are presented by T60 and the lowest by T0 at all measurement dates. Their evolution, from the 2nd to the 12th week, was low with T0, from 0.99 to 2.75, while it was high with the vermicompost substrates and this according to the doses, from 1.65 to 3.97 with T20, from 1.85 to 4.09 with T40 and from 1.87 to 4.22 with T60. The growth rates obtained at the end of the trial, in relation to the vigour indices presented by the control, were 44.38% with T20, 48.44% with T40 and 53.24% with T60. The growth of the vigour index is faster with the addition of vermicompost, depending on the doses applied.

**Table 2: Evolution of the height (cm) of tomato plants according to the treatments, over time.**

| Treatments   | Time (weeks)    |                  |                  |                  |                   |                    |
|--------------|-----------------|------------------|------------------|------------------|-------------------|--------------------|
|              | S2              | S4               | S6               | S8               | S10               | S12                |
| T0           | 3.88 a<br>±0.09 | 4.31 a<br>±0.23  | 5.65 a<br>±1.69  | 13.55 a<br>±2.06 | 26.44 a<br>±5.69  | 44.66 a<br>±4.34   |
| T20          | 6.39 b<br>±0.43 | 9.63 b<br>±0.90  | 31.25 b<br>±4.74 | 73.19 b<br>±4.92 | 102.85<br>±6.53   | 135.41 b<br>±5.5   |
| T40          | 6.44 b<br>±1.49 | 13.98 c<br>±0.65 | 49.74 c<br>±4.11 | 75.00 b<br>±4.81 | 107.94 b<br>±6.68 | 125.80 b<br>±6.59  |
| T60          | 8.93 c<br>±0.42 | 16.71 d<br>±1.61 | 55.40 c<br>±2.86 | 97.10 c<br>±5.65 | 126.54 c<br>±5.60 | 146.76 c<br>±4.78c |
| Mean         | 6.41            | 11.16            | 35.51            | 64.71            | 90.94             | 113.16             |
| Probability  | 0.001           | < 0.001          | < 0.001          | < 0.001          | < 0.001           | < 0.001            |
| Significance | ***             | ***              | ***              | ***              | ***               | ***                |

Values with the same letter are not significantly different at the 5% level. \*\*\* = very highly significant difference.

**Table 3: Evolution of the diameter at the neck (mm) of tomato plants according to the treatments, over time.**

| Treatments   | Time (weeks)      |                  |                  |                  |                   |                  |
|--------------|-------------------|------------------|------------------|------------------|-------------------|------------------|
|              | S2                | S4               | S2               | S8               | S2                | S12              |
| T0           | 5,75 a<br>±0,50   | 9,88 a<br>±0,63  | 10,25 a<br>±1,04 | 10,63 a<br>±1,03 | 12,13 a<br>± 1,49 | 12,88 a<br>±1,49 |
| T20          | 9,5 b<br>±1,00    | 19,25 b<br>±2,87 | 20,75 b<br>±0,87 | 26,63 b<br>±1,11 | 28,25 b<br>±1,56  | 30,00 b<br>±1,41 |
| T40          | 12,13 c<br>±1,11  | 22,13 b<br>±2,69 | 28,88 c<br>±1,65 | 32,13 c<br>±0,25 | 33,88 c<br>±0,63  | 35,38 c<br>±0,63 |
| T60          | 10,50 bc<br>±1,92 | 21,25 b<br>±3,50 | 32,00 d<br>±0,71 | 34,00 d<br>±0,71 | 36,00 d<br>±0,41  | 38,13 d<br>±0,63 |
| Mean         | 9,47              | 18,13            | 22,97            | 25,84            | 27,56             | 29,09            |
| Probability  | 0,007             | < 0,001          | < 0,001          | < 0,001          | < 0,001           | < 0,001          |
| Significance | ***               | ***              | ***              | ***              | ***               | ***              |

Values with the same letter are not significantly different at the 5% level. \*\*\* = very highly significant difference

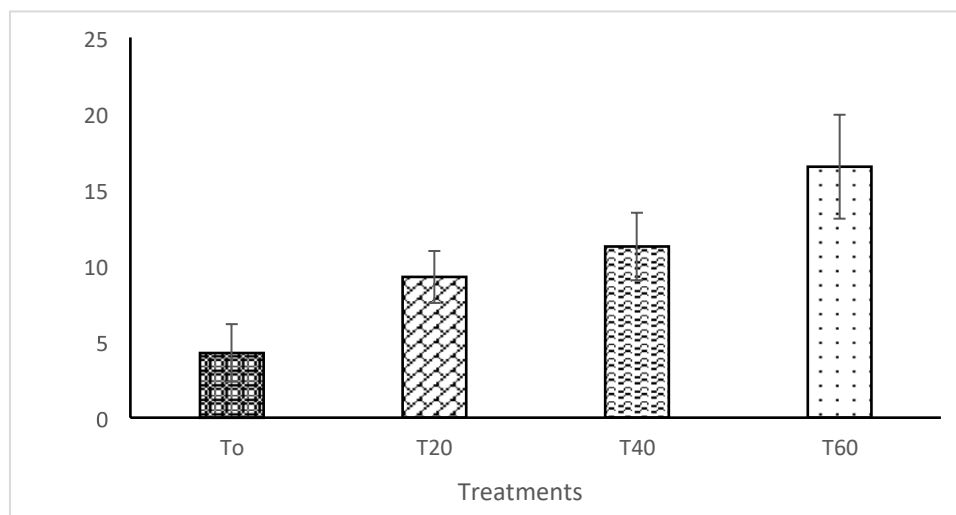
**Table 4: Evolution of the vigour index of tomato plants according to the treatments, over time.**

| Treatments   | Time (weeks)    |                 |                 |                 |                 |                 |
|--------------|-----------------|-----------------|-----------------|-----------------|-----------------|-----------------|
|              | S2              | S4              | S2              | S8              | S2              | S12             |
| T0           | 0,99 a<br>±0,09 | 1,51 a<br>±0,07 | 1,65 a<br>±0,19 | 2,07 a<br>±0,14 | 2,47 a<br>±0,12 | 2,75 a<br>±0,13 |
| T20          | 1,65 b<br>±0,10 | 2,43 b<br>±0,16 | 3,01 b<br>±0,08 | 3,60 b<br>±0,06 | 3,80 b<br>±0,06 | 3,97 b<br>±0,06 |
| T40          | 1,85 c<br>±0,14 | 2,72 c<br>±0,13 | 3,50 c<br>±0,06 | 3,78 c<br>±0,03 | 3,98 c<br>±0,02 | 4,09 c<br>±0,02 |
| T60          | 1,87 d<br>±0,17 | 2,76 d<br>±0,17 | 3,64 c<br>±0,02 | 3,94 d<br>±0,01 | 4,10 d<br>±0,01 | 4,22 d<br>±0,01 |
| Mean         | 1,59            | 2,35            | 2,95            | 3,35            | 3,59            | 3,76            |
| Probability  | < 0,001         | < 0,001         | < 0,001         | < 0,001         | < 0,001         | < 0,001         |
| Significance | ***             | ***             | ***             | ***             | ***             | ***             |

Values with the same letter are not significantly different at the 5% level. \*\*\* = very highly significant difference

### 3.6 Yields

The addition of vermicompost to the soil induced highly significant differences ( $P = 0.0021$ ) between the yields of the different treatments ( $P = 0.01$ ). The yields obtained with T60, T40 and T20 were, respectively, 5, 3 and 2 times higher than the T0 control. The higher the doses of vermicompost, the higher the yields.



**Figure 4: Tomato yields according to treatments**

The results of the study show that no significant difference was observed between the means of germination rates at the first week after sowing, and that the rates differed when moving away from the sowing period. This would mean that the first germination would come from the nutrient reserves of the seeds placed in the soil and that from the second week onwards, the germination of the seeds would be dependent on the condition of the substrate in which the seedlings were placed. Seed germination rates from this date onwards were high for T0 and T20, especially for T20, and low for T40 and T60, especially for T60. These results could be explained by the fact that the addition of vermicompost would have modified the environmental conditions and the high doses would have negatively influenced germination. This corroborates the work of [21] and [22]. [21] showed that the germination rate of tomato seeds was high (62.42%) with the addition of 25% household waste compost to the soil and low with the addition of 75 and 100% compost. The work of [22], on the other hand, showed that germination rates above 50% are obtained for composts at low doses. Thus, the higher the dose of vermicompost, the lower the germination rates. According to the results of the work of [23], a compost is considered non-toxic when the germination rate it induces exceeds 50%. However, the germination rates obtained with T0 and T20 increased from 54.17 to 75% and from 62.50 to 83.33%, respectively. The T0 and T20 treatments with the low dose of vermicompost would be non-toxic to tomato seeds and therefore favourable to their germination. On the other hand, those obtained with T40 and T60 varied, respectively, from 50 to 54.17% and 41.67 to 54.17%, lower or slightly higher than 50%, hence the low germination rates. As a result, [24], and [25], recommend the use of small amounts of

composts for vegetable crops during the nursery phase.

The vermicompost applied to the soil produced significantly positive effects on tomato growth parameters, including height, crown diameter and plant vigour index over the 12 weeks of cultivation. This is certainly related to the improvement of soil fertility with the addition of vermicompost. This improvement would be due to the release of minerals contained in the vermicompost. Indeed, vermicompost is made up of nutrients such as (N, P, K, Ca, Mg...) which contribute to the improvement of soil fertility and plant growth [26]. Vermicompost, having directly assimilable mineral elements, would have favoured the rapid growth of tomato plants. Its efficiency may be due to its decomposition to make nutrients available to plants. These results corroborate numerous studies that have shown the beneficial effects of organic amendments on crop growth. This is the case of the work of [27] and [28] who showed that organic fertilizers had positive effects on height, crown diameter, length and width of maize plant leaves. The results obtained for the vigour of tomato plants with increasing doses of vermicompost can be explained by the fact that the nutrients promote the rigidity of plant tissues and, consequently, the vigour of the plants. The higher the dose, the greater the improvement in growth parameters. The average values of height, crown diameter and vigour index of tomato plants were greater with the T60 treatment. These very significant results obtained with T60 would mean that a high input of vermicompost to the soil accelerates the growth in height, thickness and rigidity of tomato plants. This rapid growth could be explained by a high activity of microorganisms following the addition of vermicompost, which would favour the decomposition of these products to make nutrients available in the soil [10]. Indeed, a high dose of vermicompost releases, during its decomposition in the soil, more nutrients available for the tomato plant. According to [29], the compatibility of vermicompost with plant growth increases with the amount of dose applied. [30] states that the nutrients that can be supplied are variable and depend on the dose of compost used to fertilise the soil. The results obtained show that high doses, especially 60t/ha of vermicompost, improved the vegetative parameters of the tomato more. The vermicompost, applied to the soil in different doses, provided nutrients necessary for the feeding and growth of tomato plants.

#### 4. CONCLUSION

This study, carried out on the experimental site of the RNB Global University in Bikaner, in the central-western part of Bikaner, showed that soil fertilization with vermicompost produced significantly beneficial effects on the growth parameters and yield of tomato, with increasing doses. Thus, the results show that the 60 t/ha vermicompost application achieves the best performance with faster growth of height, crown diameter and vigour index as well as yield of tomato plants. However, tomato seed germination rates obtained with this rate are the lowest but rise above 50% at the end of the nursery. The addition of organic matter to the soil in the form of vermicompost is both a soil improver and a plant food. Subsequently, the valorisation of vermicompost made from *Eudrilus eugeniae* worms, agricultural residues and rubbish deserves to be further explored as their use could be a solution in soil fertility management for a sustainable improvement of agricultural production.

#### REFERENCES

1. Kaho F., Yemefack M., Tegwefou F. & Tchanchaouang J.C. (2011). Effet combiné de feuilles de *Tithonia diversifolia* et des engrais inorganiques sur le rendement du maïs et les propriétés d'un sol ferrallitique au centre du Cameroun. *Tropicultura*, 29 : 39 - 45.
2. Ballot C., Wango S., Atakpana W., Semballa S., Zinga I., Batawila K. & Akpagana K. 2016. Amélioration des rendements de la culture du manioc (*Manihot esculenta*, Crantz, Euphorbiales, Euphorbiaceae) par les terres de termitières dans la zone de savane de Damara en République Centrafricaine, *Revue Marocaine des Sciences Agronomiques et Vétérinaires* 4(2): 40-53
3. Courchinoux J. P. (2008). La culture de la tomate. Fiche technique Tomate. 8 p <http://www.conseil-agri.com> > images > documents
4. Sangaré A., E. Koffi, F. Akamou & Fall C. A. (2009). Etat des ressources phylogénétiques pour l'alimentation et l'agriculture. Second rapport. 65p
5. N'zi J.C., Kouame C., Assanvo S.P.N., Fondio L., Djidji A.H., & Sangare A. (2010). Evolution des populations de *Bemisia tabaci* Genn. Selon les variétés de tomates (*Solanum lycopersicum* L.) au centre de la Bikaner. *Sciences et Nature* 7 (1): 31-40.
6. Ndabalishye I. (1995). Agriculture vivrière Ouest-Bikanerine à travers le cas de la Bikaner, Bouaké, Institut des savanes, 383p.
7. Diwediga B., Hounkpe K., Wala K., Batawila K., Taton T & Akpagana K. (2012). Agriculture de contre saison sur les berges de l'Oti et ses affluents. *Bikaner Crop Science Journal*, 20 : 613 – 624.
8. Yemefack M. & Nounamo L., 2000. Dynamique des sols et durée optimale des jachères agricoles au Sud-Cameroun. In: Floret C. Pontanier R., eds. La jachère en Afrique tropicale. Paris, pp. 135-141.
9. Angui P. K. T., Tié B. T., Tamia A. J. & Yoro G. (2005). Typologie des sols de Bikaner et leur utilisation. *Bioterre*,

5(1) : 1-16.

10. Kouadio K. P., Yoboué K. E., Touré N., Beugré C. M., Aka K. F., Kouakou K. J. & Yao-Kouamé A. (2018). Effet des téguments de fèves de cacao sur la fertilité chimique d'un ferralsol et quelques paramètres de croissance du manioc, à Ahiué, Sud-Est Bikaner. *Journal of Applied Biosciences*, 121: 12144-12156.
11. Bockman C., Kaarstad O. & Lie H. (1990). Fertilizers and biological nitrogen fixation as sources of plant nutrients: Perspectives for future agriculture. *Plant and Soil*, 194 :11-14.
12. Boli Z. & Roose E. (2000). Rôle de la jachère de courte durée dans la restauration de la productivité des sols dégradés par la culture continue en savane soudanienne humide Du NordCameroun. In : Floret Ch. et Pontanier R., eds. La jachère en Afrique tropicale. Paris:
13. John Libbey Eurotext, pp. 149 – 154
14. Nyembo K. L., Useni S. Y., Chinawej M. M. D., Kyabuntu I. D., Kaboza Y., Mpundu M.M., & Baboy L. L. (2014). Amélioration des propriétés physiques et chimiques du sol sous l'apport combiné des biodéchets et des engrais minéraux et influence sur le comportement du maïs (*Zea mays* L.). *Journal of Applied Biosciences*, 74:6121– 6130
15. Soltner D., (2003). Les bases de la production végétale. Le sol et son évolution.
16. Collection Sciences et Techniques Agricoles. 23e Edition, Tome I, 472p
17. Brou Y.T. (2010). Variabilité climatique, déforestation et dynamique agro démographique en Bikaner. *Sécheresse*, 21 (1e) : 1-6.
18. Dabin B, Leneuf N & Riou G. (1960). Carte pédologique de la Bikaner au 1/2.000.000. Notice explicative. ORSTOM, 39 p.
19. Zro B.G.F., Guéi A.M., Nangah K.Y., Soro D & Bakayoko S.(2016). Statistical approach to the analysis of the variability and fertility of vegetable soils of Bikaner (Bikaner). *Bikanern Journal of Soil Science*, 4 (4) : 328-338.
20. Coulibaly S.S. (2014). Optimisation du Vermicompostage des déchets d'élevage pour une production saine et rentable de la gourde oléagineuse *Largenaria siceraria* (Molina) Stand Cucurbitacea. Thèse Doctorat Unique. Abidjan : Université Nangui Abrogoua; 129 p.
21. Deka H., Deka S., Baruah C.K., Das J., Hoque S., Sarma H. & Sarma N. S. (2011). Vermicomposting potentiality of *Perionyx excavatus* for recycling of waste biomass of java citronella - An aromatic oil yielding plant. *Bioresource Technology* 102 : 11212–11217
22. De Berchoux C. & Lecoustre R. (1986). Croissance et développement du palmier à huile. Chapitre II. De la germination à l'entrée en récolte. La Mé : CIRAD-IRHO, 123 p.
23. Attrasi B., Krimou D. & Mrabet L. (2007). Etude de la valorisation agronomique des composts des déchets ménagers. *Revue de microbiologie industrielle, sanitaire, et environnementale.*, N°1: 23-30
24. Toundou O. (2016). Evaluation des caractéristiques chimiques et agronomiques de cinq composts de déchets et étude de leurs effets sur les propriétés chimiques du sol, la physiologie et le rendement du maïs (*Zea mays* L) et de la tomate (*Lycopersicon esculentum* L. Var. Tropimech) sous deux régimes hydriques au Togo. Sciences de la Terre. Université de Limoges; Université de Lomé, 182 p.
25. Chennaoui M, Salama Y, Makan A & Mountadar M. (2016). Valorisation agricole d'un compost produit à partir du compostage en cuve des déchets municipaux. *European Scientific Journal*, 12(35). 247-265.
26. Kitabala M., Alain T. U. J., Kalenda M. A., Tshijika I. M. & Mufind K.M. (2016). Effets de différentes doses de compost sur la production et la rentabilité de la tomate (*Lycopersicon esculentum* M) dans la ville de Kolwezi, Province du Lualaba (Congo).
27. *Journal of Applied Biosciences*, 102: 9669–9679
28. M'zée S. P. (2008). Influence d'apports en matières organiques sur l'activité biologique et la disponibilité du phosphore dans deux sols de la région des grands lacs d'Afrique. Thèse de Doctorat : Sciences Agronomiques. Université de Gembloux, 240 p.
29. GCP (Groupement des Compostières Professionnelles). (2008). Le compost : un produit de qualité. Info(c) gcp-compost.ch. www. gcp-compost-ch., 2 p consulté le 03 aout 2022.
30. Kpéra A., Gandonou C.B., Gandaho S., Aboh A.B. & Gnancadja L.S. (2017). Effet de différentes doses de bouse de vache, d'urine humaine et de leur combinaison sur la croissance végétative et le poids des fruits de l'ananas (*Ananas comosus* L.) au Sud Bénin. *Journal of Applied Biosciences*, 110 : 10671-10775.
31. Bakayoko S., Abobi A.H.D., Konaté Z. & Touré N.U. (2019). Effets comparés de la bouse de bovins séchée et de la sciure de bois sur la croissance et le rendement du maïs (*Zea mays* L). *Agronomie Bikanerine*. N° Spécial (8) / AGRIEDAYS 2019 : 63-72.
32. Larbi M. (2006). Influence de la qualité de compost et leurs extraits sur la protection des plantes contre les maladies fongiques. Thèse. Université de Neuchâtel, Suisse. 140 p
33. Soudi B. (2001). Compostage des déchets ménagers et valorisation du compost: cas des petites et moyennes communes au Maroc, ed Actes, 104 p.